


VARI01-20/MULTI EVO-E P THE EVOLUTION



VARIABLE SPEED BOOSTERS
STARITE.IT




VARIO 1-20/MULTI EVO-E P

PRESSURE BOOSTER UNIT WITH TWO VARIABLE SPEED ELECTRIC PUMPS

Compact, Robust, high hydraulic performance. The new series of VARIO 1-20 variable speed pressurization units represent a reliable, easy-to-use solution in residential and commercial applications. The system consists in the parallel installation of two inverters, incorporated directly onto the motor of each installed electric pump. The two frequency converters communicate and alternate the starting order of each operating cycle, maintaining a constant pressure in the distribution system.

APPLICATIONS

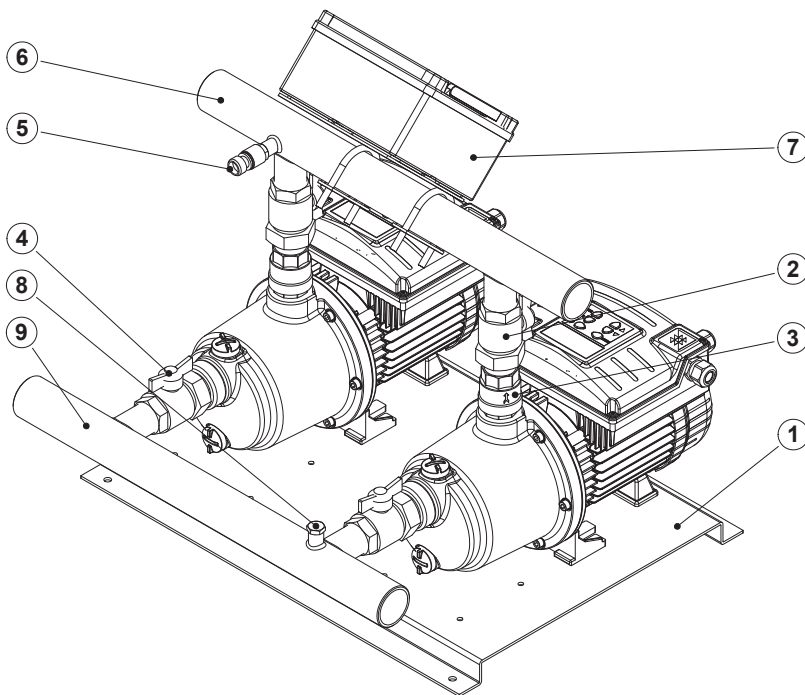
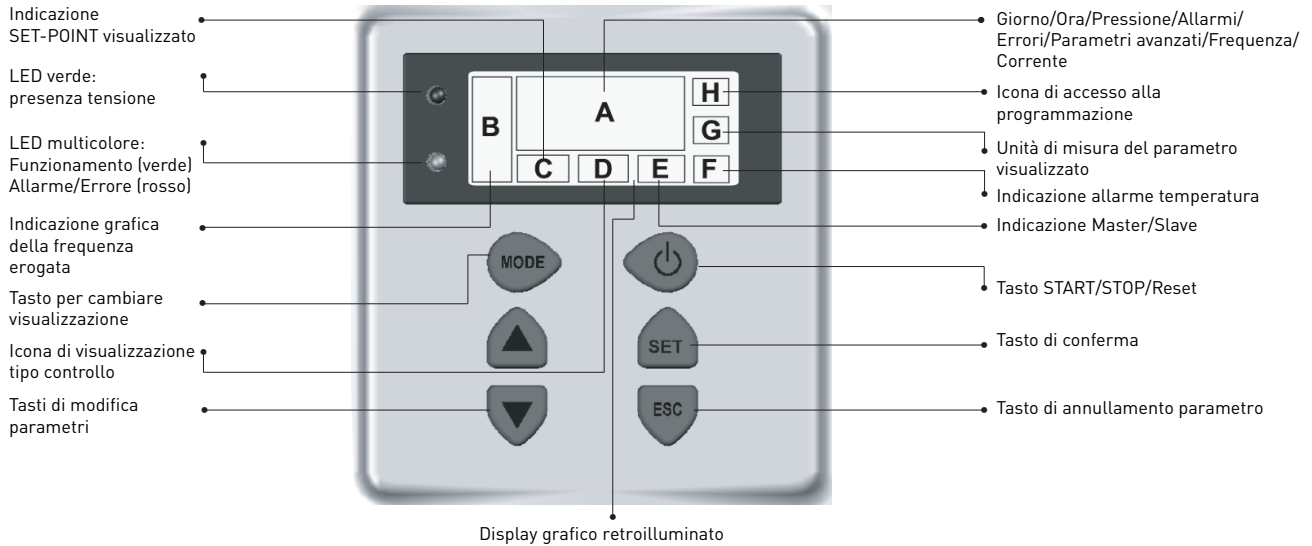
- Lifts and distributes water in domestic systems
- Pressurization systems
- Cleaning systems
- Irrigation



USA DATA	VARIO 1-20/MULTI EVO-E P
Maximum flow (m ³ /h)	14,4
Maximum head (m.c.a.)	60
Maximum operating pressure	7 bar
Power supply voltage	1 ~ 230 V
Frequency	50 Hz
Protection class control board	IP55
Protection class electric pump	IP55
Room temperature	40°C
Number of pumps	2



DESIGN FEATURES



BASE

1. Base in zinc-coated sheet metal

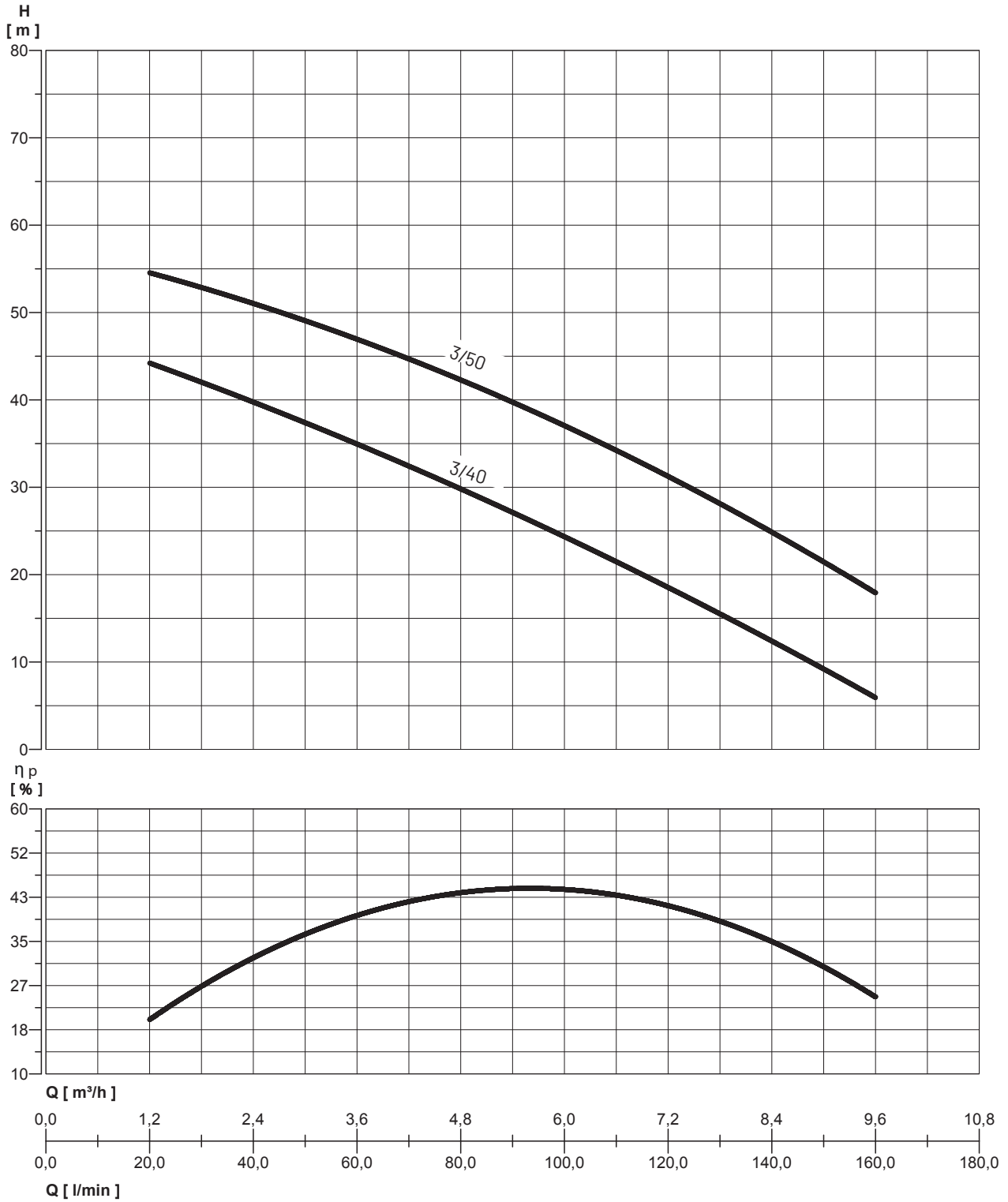
OUTLET MANIFOLD

2. no. 2 brass ball valves
3. no. 2 retainer valves
5. no. 1 pressure sensors
6. no. 1 manifold in zinc-coated steel
7. no. 1 power board with thermal magnetic circuit breaker protection

INTAKE MANIFOLD

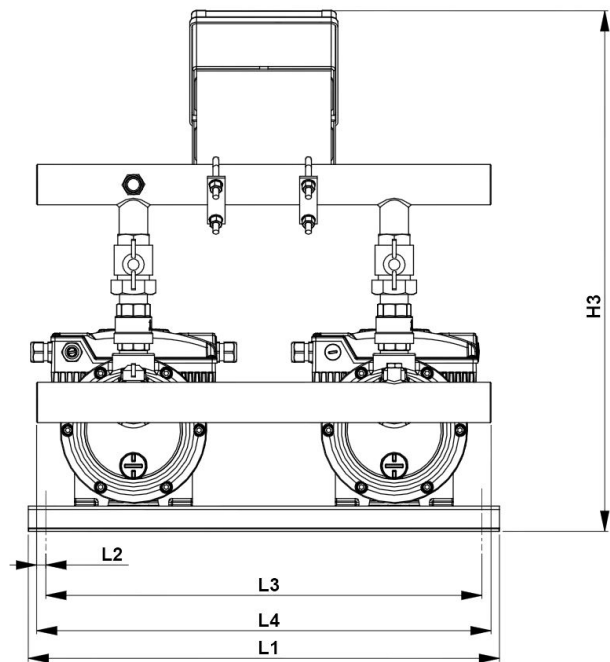
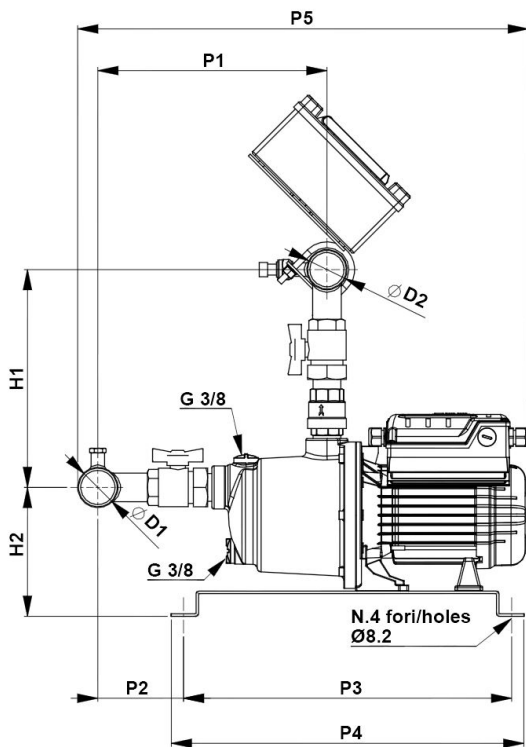
4. no. 2 brass ball valves
8. no. 1 water intake sleeve
9. no. 1 manifold in zinc-coated steel

HYDRAULIC PERFORMANCE



PERFORMANCE TABLE

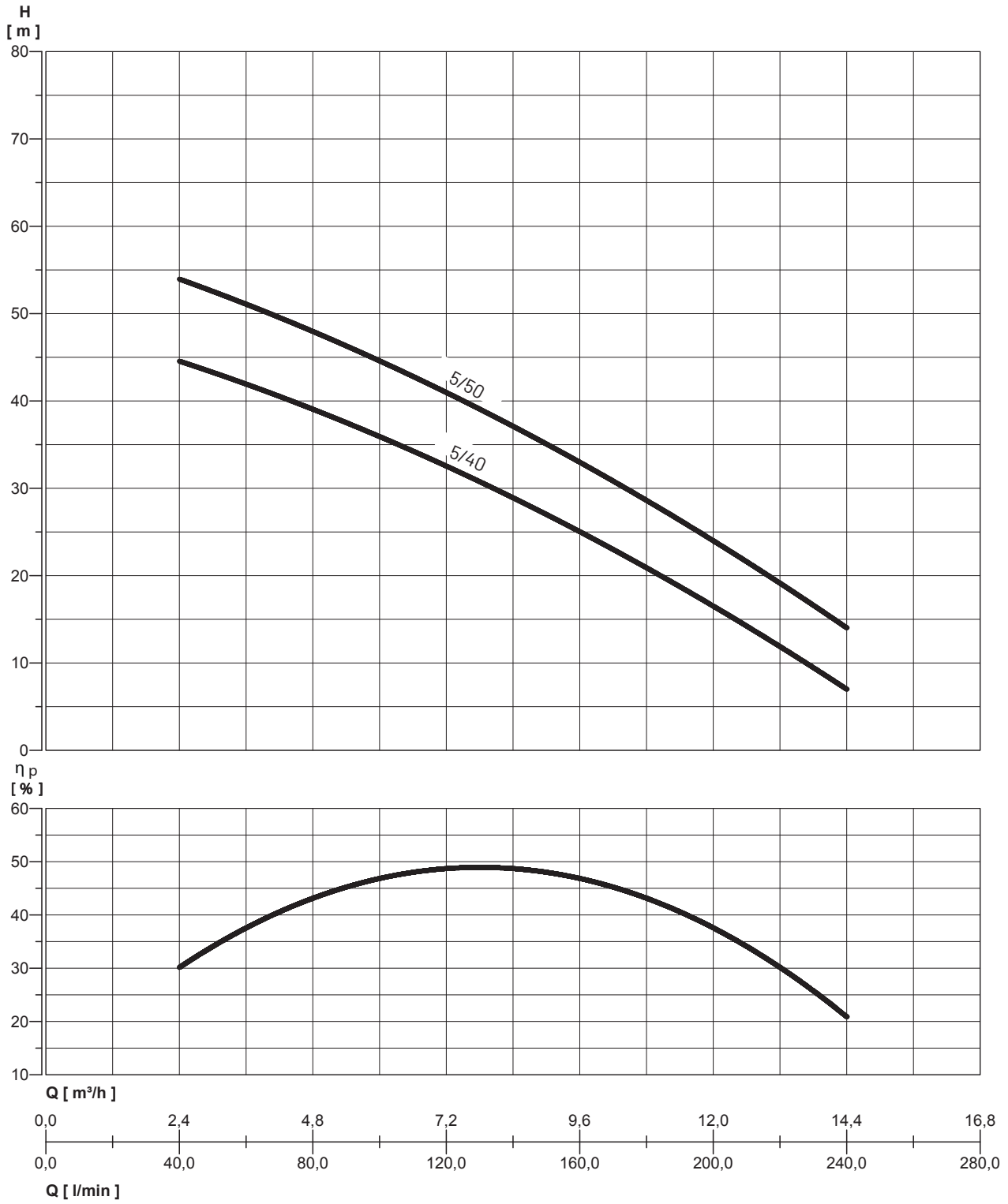
MODEL	Absorbed power (P1) kW	Voltage (V)	In (A)	µF	0	l/min	20	40	60	80	100	120	160
						m ³ /h	1,2	2,4	3,6	4,8	6	7,2	9,6
VARI01-20/Multi EVO-E 3-40 P	2 x 0,8	1~ 230	2 x 5,3	-	total head in metres water column	44	40	35	30	24	18,5	6	
VARI01-20/Multi EVO-E 3-50 P	2 x 1	1~ 230	2 x 7	-		54,5	51	47	42,5	37	31	18	



OVERALL DIMENSIONS AND WEIGHTS

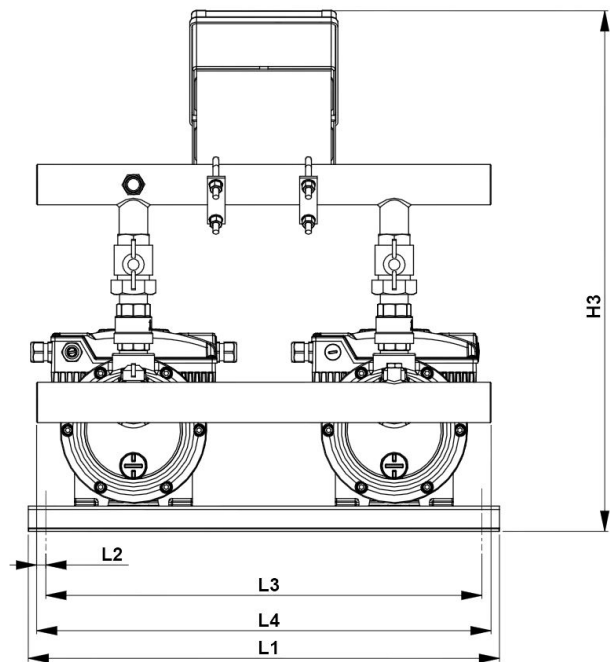
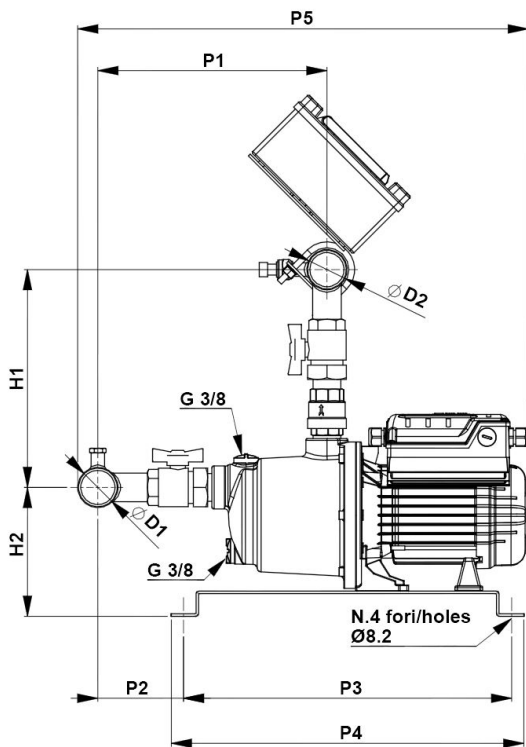
MODEL	Dimensions mm.													Weight (Kg)	
	L1	L2	L3	L4	P1	P2	P3	P4	P5	H1	H2	H3	ØD1		ØD2
VARI01-20/Multi EVO-E 3-40 P	560	15	510	540	272	102	390	420	535	260	153	615	1"1/2	1"1/2	44,6
VARI01-20/Multi EVO-E 3-50 P	560	15	510	540	272	102	390	420	535	260	153	615	1"1/2	1"1/2	48,6

HYDRAULIC PERFORMANCE



PERFORMANCE TABLE

MODEL	Absorbed power (P1) kW	Voltage (V)	In (A)	µF	0	l/min	40	60	80	100	120	160	200	240
						m ³ /h	2,4	3,6	4,8	6	7,2	9,6	12	14,4
VARI01-20/Multi EVO-E 5-40 P	2 x 1	1~ 230	2 x 7	-	total head in metres water column	44,5	42	39	36	32,5	25	16,5	7	
VARI01-20/Multi EVO-E 5-50 P	2 x 1,25	1~ 230	2 x 8,5	-		54	51	48	44,5	41	33	24	14	



OVERALL DIMENSIONS AND WEIGHTS

MODEL	Dimensions mm.													Weight (Kg)	
	L1	L2	L3	L4	P1	P2	P3	P4	P5	H1	H2	H3	ØD1		ØD2
VARI01-20/Multi EVO-E 5-40 P	560	15	510	540	272	102	390	420	552	260	153	615	1"1/2	1"1/2	48,6
VARI01-20/Multi EVO-E 5-50 P	560	15	510	540	272	102	390	420	552	260	153	615	1"1/2	1"1/2	51,2



Pentair Water Italy | Via Masaccio | 13 56010 LUGNANO (PI) | ITALY | starite.it

Pentair Sta-Rite is a trademark, or registered trademark of Pentair or its subsidiaries in the United States and/or other countries.

Because we are continuously improving our products and services,

Pentair reserves the right to change specifications without prior notice.

Pentair is an equal opportunity employer.

NV260A970 ED. IT - Rev.0 - 01/18 © 2018 Pentair Water Italy. All Rights Reserved.